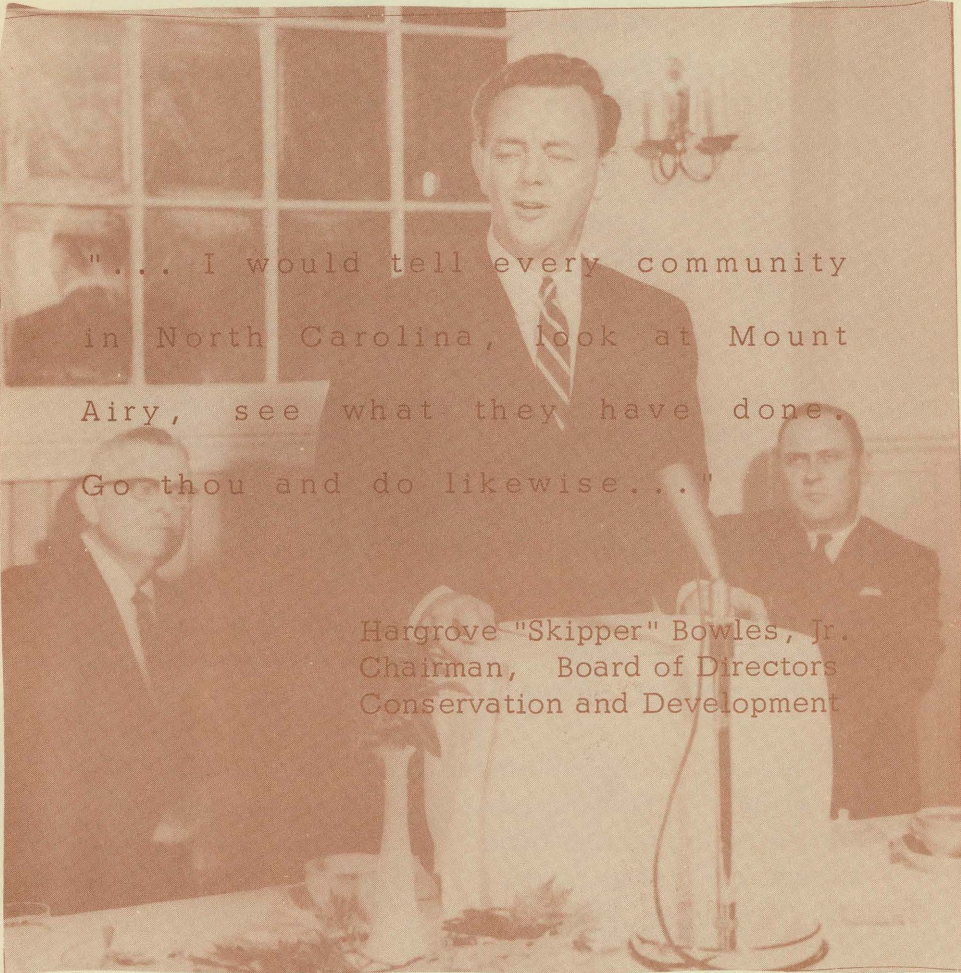


A Report  
of the  
Economic Growth  
of  
Mount Airy, N. C.  
1960-1963



"... I would tell every community  
in North Carolina, look at Mount  
Airy, see what they have done.  
Go thou and do likewise..."

Hargrove "Skipper" Bowles, Jr.  
Chairman, Board of Directors  
Conservation and Development

It is with a great deal of pride that the Mount Airy Chamber of Commerce presents to you this "Economic Growth Report". It is our belief that the main objective of the Chamber of Commerce is to guide the efforts of individual business men as they improve the economic potential of our community, and this report shows how we have succeeded since this major goal was adopted three years ago.

The intention of the presentation is not to "claim credit" for all the progress made in Mount Airy since September of 1960. However, this report is being presented to you with the firm belief that if there had been no Chamber of Commerce to adopt goals, set projects and guide the efforts of our business community, the economic growth of Mount Airy would not reach its full potential.

These eight "Economic Indicators" are the ones most often used to indicate real growth and development. The information source is shown on each page.

# RETAIL SALES

(SURRY COUNTY)

July 1960 - June 1961 \$ 57.9 million

July 1962 - June 1963 \$ 72.1 million

**INCREASE OF \$14.2 MILLION**

Source: North Carolina Department of Revenue

# INDUSTRIAL INCOME

(MOUNT AIRY)

January 1961 - June 1963

Net Employment Up - 1,100

(Since July 1 Employment Increase Estimated 300)

Personal Income New Employees \$ 4.2 million

Added Income From Up-Grading  
of Employees \$ 4.0 million

**INCREASE IN PERSONAL INCOME \$8.2 MILLION**

Source: Employment Security Commission



# ELECTRICAL CONNECTIONS

(DUKE POWER COMPANY)

September 1960	-	September 1961	184
September 1961	-	September 1962	292
September 1962	-	September 1963	221

**TOTAL 697**

Source: Duke Power Company

# PROPERTY VALUES

(MOUNT AIRY TOWNSHIP)

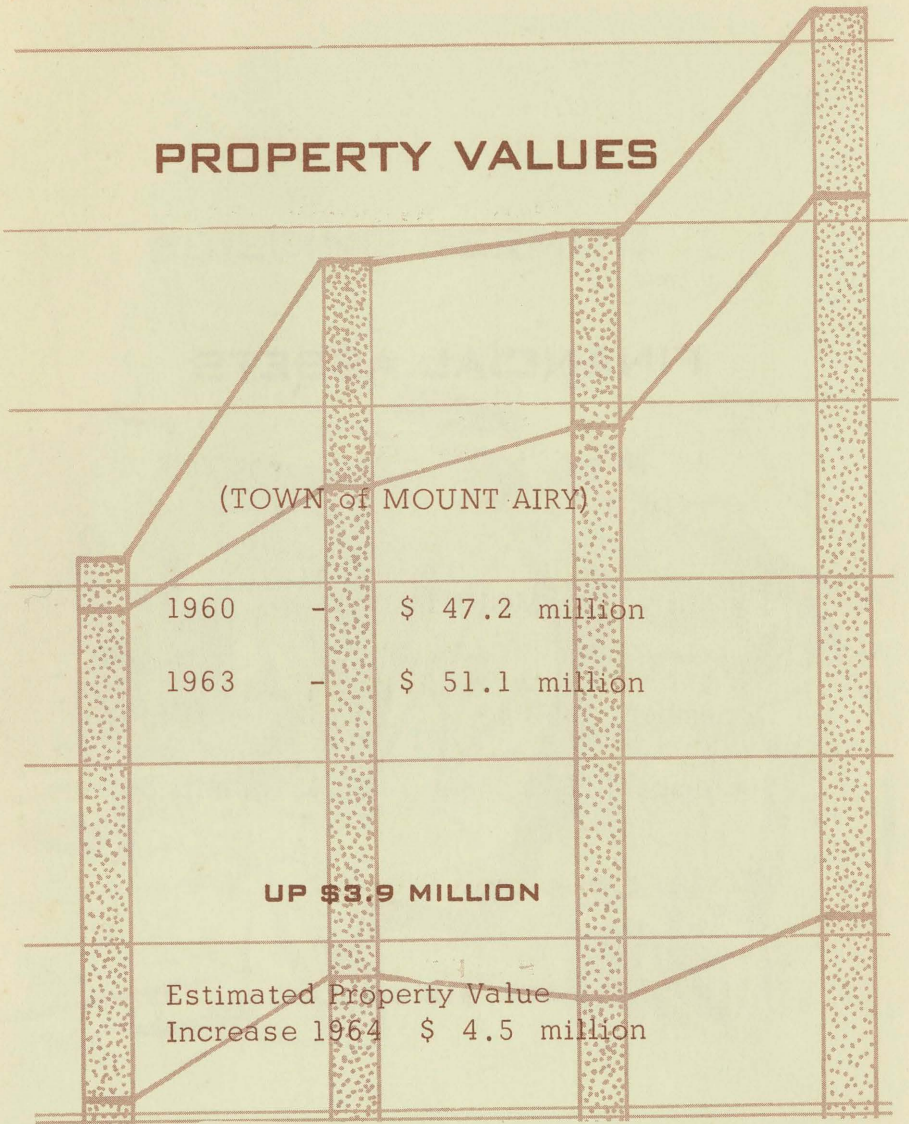
1960 - \$ 85.4 million

1963 - \$ 98.3 million

**UP \$12.9 MILLION**

# PROPERTY VALUES

(TOWN of MOUNT AIRY)



Source: Tax Collector, Town of Mount Airy



## FINANCIAL ASSETS

(MOUNT AIRY)

December 1960 — \$ 32.9 million


September 1963 — \$ 45.2 million

**INCREASE \$12.3 MILLION**

Source: The Four Houses of Finance

# BUILDING PERMITS

(TOWN of MOUNT AIRY)



The background of the page features a line drawing illustration of three construction workers on a building site. One worker is on the left, looking towards the center. Two other workers are on the right, one standing and one leaning over a structure. The drawing shows wooden framing and structural elements of a building under construction.

July 1960	June 1961	\$ 485,000.
July 1961	June 1962	\$ 875,000.
July 1962	June 1963	\$ 1,910,000.

**TOTAL \$3.3 MILLION**

Source: Mount Airy Building Inspector

# FARM INCOME

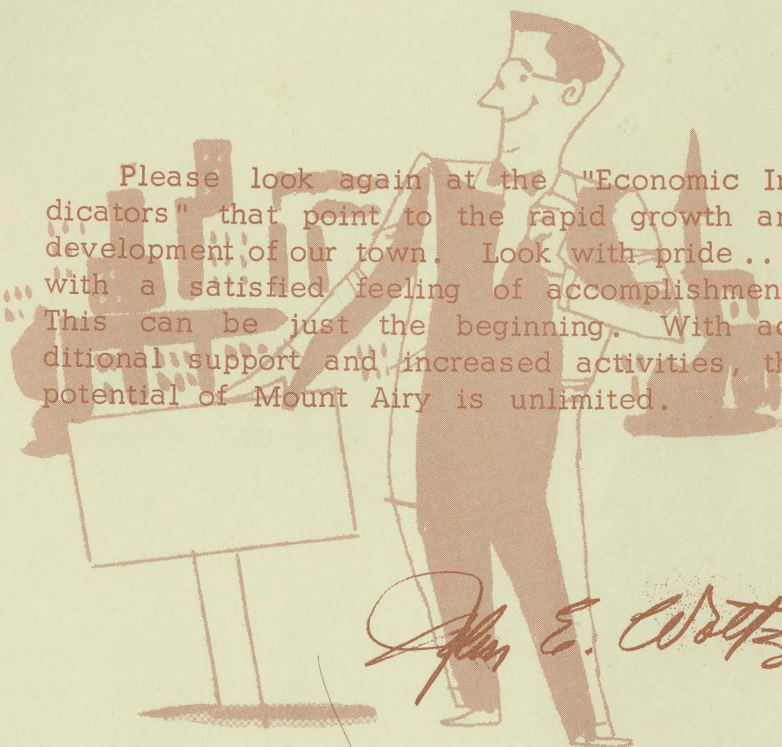
(SURRY COUNTY)

1960 = \$ 17.8 million

1962 = \$ 22.9 million

**\$5.1 MILLION**

Source: Surry County Farm Agent



Please look again at the "Economic Indicators" that point to the rapid growth and development of our town. Look with pride.... with a satisfied feeling of accomplishment. This can be just the beginning. With additional support and increased activities, the potential of Mount Airy is unlimited.

*Allen E. Wertz*